

Job Name _____ Contractor _____
 Job Location _____ Approval _____
 Engineer _____ Contractor's P.O. No. _____
 Approval _____ Representative _____

Series 70A

Hot Water Extender Tempering Valves

Sizes: 1/2" - 3/4" (15 - 20mm)

Series 70A

You can meet various installation requirements with the Watts 70A Series Hot Water Extender Tempering Valves. They are available in 1/2" and 3/4" (15 - 20mm) sizes, with sweat or threaded connections. Temperature range 120° to 160°F (49° - 71°C).

The hydraulically-operated thermostat opens a spring loaded check in the cold water inlet allowing cold water to mix with the hot water.

They have unusually high capacity for their size. For example, the 3/4" (20mm) 70A-T used for smaller domestic and residential requirements, passes over 10 gpm (38 lpm) with a 10 psi (70 bar) pressure drop.

Maintenance is simple too, as the thermostat is easily removed and replaceable as a unit. Valve bodies are of brass construction that is recognized and required to resist corrosive domestic hot water conditions.

No. 70A-F furnished in 1/2" (15mm) size with sweat connections.

No. 70A-T in 1/2" and 3/4" (15 - 20mm) threaded connections.



Series L70A

Identical to above except furnished for low temperature range applications between 100° to 130°F (38° - 54°C).

FEATURES

- Brass valve bodies
- Simple maintenance thermostat assembly is easily removed and replaceable as a unit.
- "FINGER TIP" Dial adjustment Cap
- Sweat or threaded connections
- Stainless steel springs

WARNING

WATTS HOT WATER EXTENDER TEMPERING VALVES CANNOT BE USED FOR TEMPERING WATER TEMPERATURE AT FIXTURES. SEVERE BODILY INJURY (i.e., SCALDING OR CHILLING) AND/OR DEATH MAY RESULT DEPENDING UPON SYSTEM WATER PRESSURE CHANGES AND/OR SUPPLY WATER TEMPERATURE CHANGES. A.S.S.E. STANDARD 1016 LISTED DEVICES SUCH AS WATTS MODELS L111 OR MMV SHOULD BE USED AT FIXTURES TO PREVENT POSSIBLE INJURY.

The WATTS hot water tempering valves are designed to be installed at or near the boiler or hot water heater. They are not designed to compensate for system pressure and/or temperature fluctuations and should not be used where devices tested to A.S.S.E. standard 1016 are required. These WATTS valves should never be used to provide "anti-scald" or "anti-chill" service.

for...Small Domestic Water Supply Systems recommended for Tankless Heater, Water Heater and Solar Installations



No. 70A-F
Sweat connections



No. 70A-T
Threaded Connections

Minimum Flow Requirements to Maintain Set Temperature for 70A Series

Valve Size	gpm	lpm
1/2" and 3/4" (15 - 20mm)	2	8

NOTE: Watts product specifications in U.S. customary units and metric are approximate and are provided for reference only. For precise measurements, please contact Watts Technical Service. Watts reserves the right to change or modify product design, construction, specifications, or materials without prior notice and without incurring any obligation to make such changes and modifications on Watts products previously or subsequently sold.

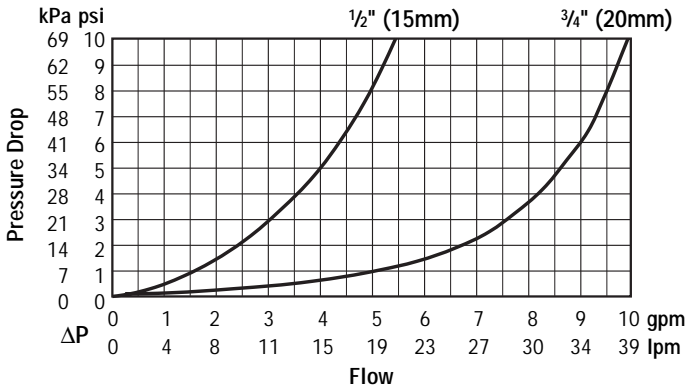


USA: 815 Chestnut Street, North Andover, MA 01845-6098
 Canada: 5435 North Service Road, Burlington, Ontario L7L 5H7
 www.wattsreg.com

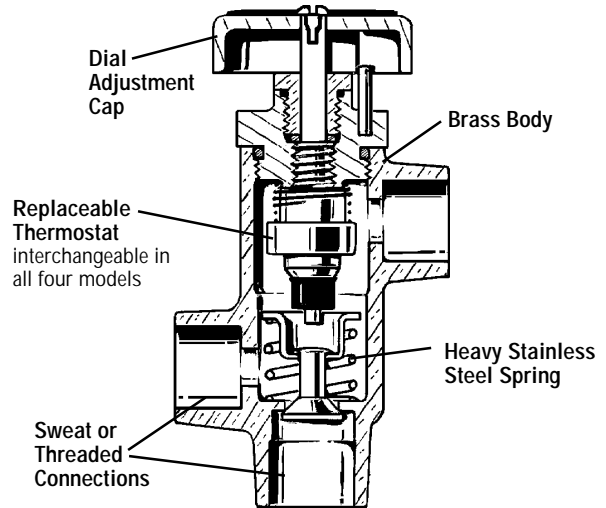
TEMPERATURE - PRESSURE

- Max. Temperature 210°F (99°C)
- Max. Pressure 150 psi (10.55 bar)

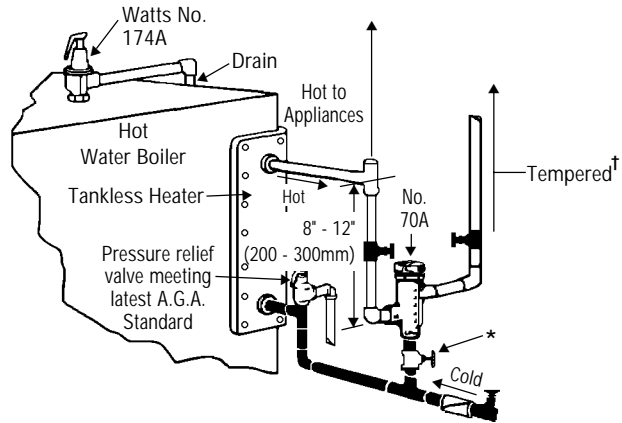
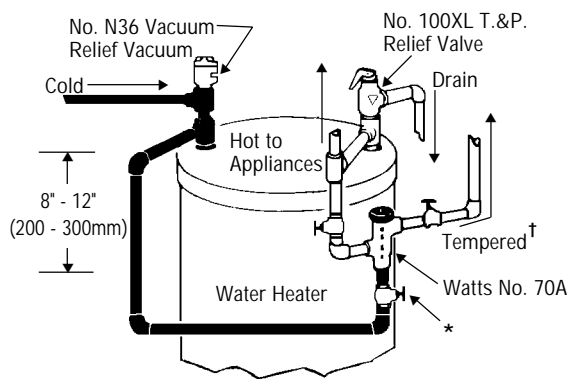
CAPACITY



BASIC CONSTRUCTION



RECOMMENDED INSTALLATION



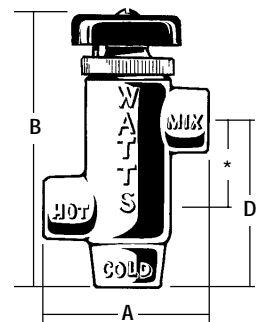
* Balancing valve should be installed in cold water line to hot water extender tempering valve, as shown, to help compensate for pressure drop through heater.

† Note: Valves listed to ASSE Standard 1016 such as Watts model L111 or MMV should be used at fixtures to prevent possible injury.

Check Valve - Watts No. 600

DIMENSIONS - WEIGHT

No.	Size		Connection	Dimensions								Weight	
	in.	mm		A	B	D	*	in.	mm	lbs.	kg.		
70A-F, L70A-F	1/2	15	Sweat	2 ¹ / ₃₂	52	3 ¹¹ / ₁₆	94	2 ³ / ₁₆	56	1 ⁵ / ₁₆	24	3/4	.3
70A-T, L70A-T	1/2	15	Threaded	2 ⁷ / ₁₆	62	3 ⁷ / ₈	98	2 ²¹ / ₃₂	67	1 ⁵ / ₁₆	24	1	.5
70A, L70A	3/4	20	Sweat	2 ³ / ₄	69	4 ¹ / ₈	105	2 ²⁷ / ₃₂	72	1 ³ / ₃₂	28	1	.5
70A-T, L70A-T	3/4	20	Threaded	2 ³ / ₄	69	4 ¹ / ₈	105	2 ²⁷ / ₃₂	72	1 ³ / ₃₂	28	1 1/4	.6



CAUTION: NEED FOR PERIODIC INSPECTION

Periodic inspection by a licensed contractor is recommended. Corrosive water conditions, temperatures over 210°F (99°C), unauthorized adjustments or repair could render the valve ineffective for service intended. Regular checking and cleaning of thermostat assembly helps to assure maximum life and proper product function. Frequency of cleaning depends upon local water conditions. *See Warning on reverse side.



USA: 815 Chestnut Street, North Andover, MA 01845-6098
 Canada: 5435 North Service Road, Burlington, Ontario L7L 5H7
 www.wattsreg.com

